

**Placement Cell
Education Department
Government of Gujarat**

Year: 2020-21

25th Match, 2021

**ZONE WISE NODE WISE (Z2 - N4)
REPORT**

SUBMITTED BY

Dr. B J Shah

Nodal Officer, Aravalli District (Zone 2 - Node 4)

INTRODUCTION

Government of Gujarat has planned approximately 30 placement camps across entire state. The placement camp of Aravalli district was scheduled on 25th March 2021. Due to COVID situation, the placement activities were conducted in online mode through various platforms such as ZOOM, Google Meet, Microsoft Team, Web Ex etc.

State Government has started the process of campus placement from the year 2018-19, in which all government and grant-in aid institutions of higher education and technical education were participated and students of final years were invited for various jobs.

This year also, State Government has decided to arrange the placement camps in almost all districts. The placement activities were conducted at 30 different nodes in six different zones across of the State.

Aravalli district falls in zone 2 and node 4. Zone wise distribution of other districts is shown in Table - I. The placement camp of all government and grant-in aid institutions of higher education and technical education of Aravalli district was conducted on 25/03/2021 in online mode.

TABLE - I: Zone wise district distribution

Zone - 1	Zone - 2	Zone - 3	Zone - 4	Zone - 5	Zone - 6
Ahmedabad Gandhinagar	Patan Banaskantha Mehsana Aravalli Mahisagar Sabarkantha	Vadodara Anand Chhota Udepur Dahod Panchmahal Kheda Mahisagar	Surat Navsari Tapi Valsad Dang Bharuch Narmada	Rajkot Bhavnagar Botad Amreli Jamnagar Devbhoomi Dwarka Junagadh Gir Somnath Morbi Porbandar Surendranagar	Kutch

PRE-PLACEMENT SUMMARY

12 institutes have participated in the placement camp in Aravalli district. Faculty members have visited various companies and agencies like DIC, Employment department, HR companies, Consultancies. Good number of vacancies have been generated after rigorous efforts of faculty members.

Principals and TPOs of all participating institutes have shown keen interest to increase the placement ratio of Aravalli state. Frequent meetings and follow ups have been done to boost the vacancy collection and planning.

Due to pandemic situation, most of the meetings were planned online on MS Team platform. Offline meetings of all principals and TPOs was arranged at node GEC, Modasa on 15/03/2021 for micro planning and smooth conduct of the event. Similarly, offline meeting of all the staff members of host institute was arranged on 18/03/2021 to explain the role of each and every faculty member in successful conduct of the event. Few of the snapshots of both the offline meetings are shown here.



Meeting of Principals and TPOs of All 12 participating institutes (15/03/2021)



Meeting of all the staffs of Government Engineering College, Modasa (18/03/2021)

TPOs of all institutes have visited various industries, identified the vacancies and registered them on the placement portal designed by KCG. After rigorous efforts of TPOs and core team, good amount of industries and vacancies have been identified and

registered. TPOs have been very keen to solve the queries raised by industries and students over the time. All the consents raised either by industries or students have been resolved earliest by TPOs of respective institutes

Preplacement industry and vacancy summary is depicted in Table – II.

Table – II: Pre placement fair data

#	Institute Name	Total Student	Total Consent	Total Industries	Total Vacancies	Confirm Industries	Confirm Vacancies	Total Choice Filled
1	Government Engg. College, Modasa	472	398	20	577	16	573	275
2	Government Arts College, Bayad	121	66	4	195	4	195	33
3	Adivasi Arts & Commerce College, Bhiloda	84	14	3	29	1	25	3
4	Sir P.T. Science College, Modasa	383	192	5	16	2	3	138
5	Shri H S Shah College Of Commerce, Modasa	347	266	12	20	12	20	183
6	Government B.Ed College, Meghraj	39	39	2	18	2	18	39
7	Arts College Shamlaji, Shamlaji	691	64	10	219	10	219	11
8	Shri S.K Shah & Shri Krishna O M Arts College	713	47	1	5	1	5	12
9	Arts & Commerce College, Dhansura	31	31	9	27	9	27	26
10	Shree N S Patel Law College, Modasa	16	1	0	0	0	0	1
11	B D Shah College Of Education, Modasa	52	46	1	3	0	0	37
12	Government Arts And Commerce College, Meghraj	631	84	10	323	9	320	13
	(As on 20/03/2021)	3580	1284	77	1432	66	1405	771

Sector wise industry Statistics

Industries from different sectors took part in the placement camp. The highest share was from the service sector industries (38%) followed by Insurance sector (21%). Sector wise complete analysis of industries is shown in figure 1.

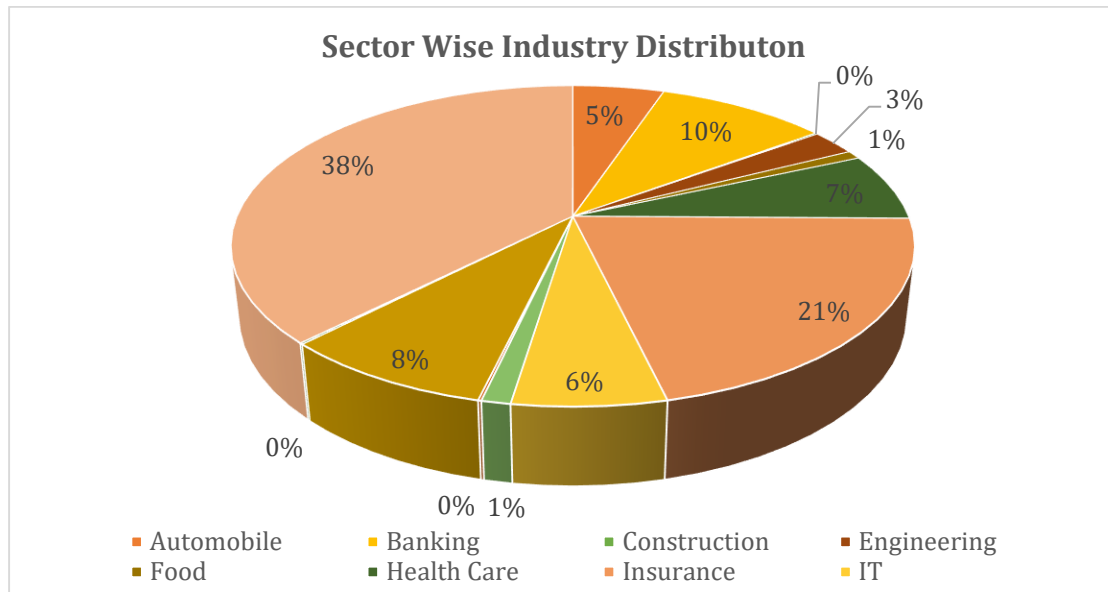


Figure 1: Sector wise industry distribution

Vacancy Type Wise Statistics

Summary of vacancies by their type is depicted in figure 2. Majority of the vacancies are for regular posts.

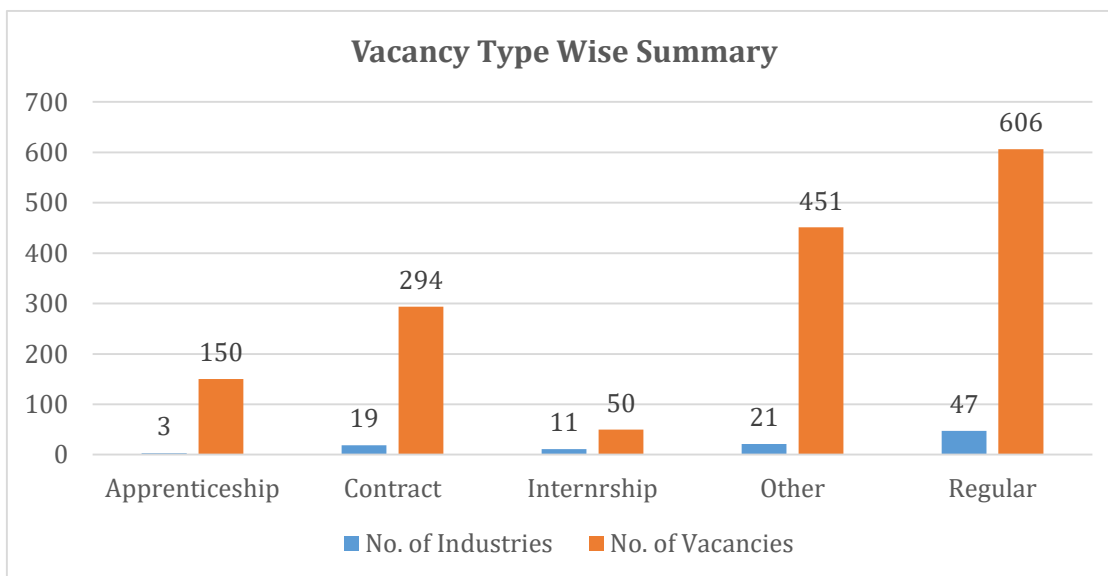


Figure 2: Vacancy type wise statistics

Qualification wise Statistics

Industries from different sectors have participated in the placement camp and have requirements of students from different streams. Stream wise analysis of vacancies is shown in figure 3.

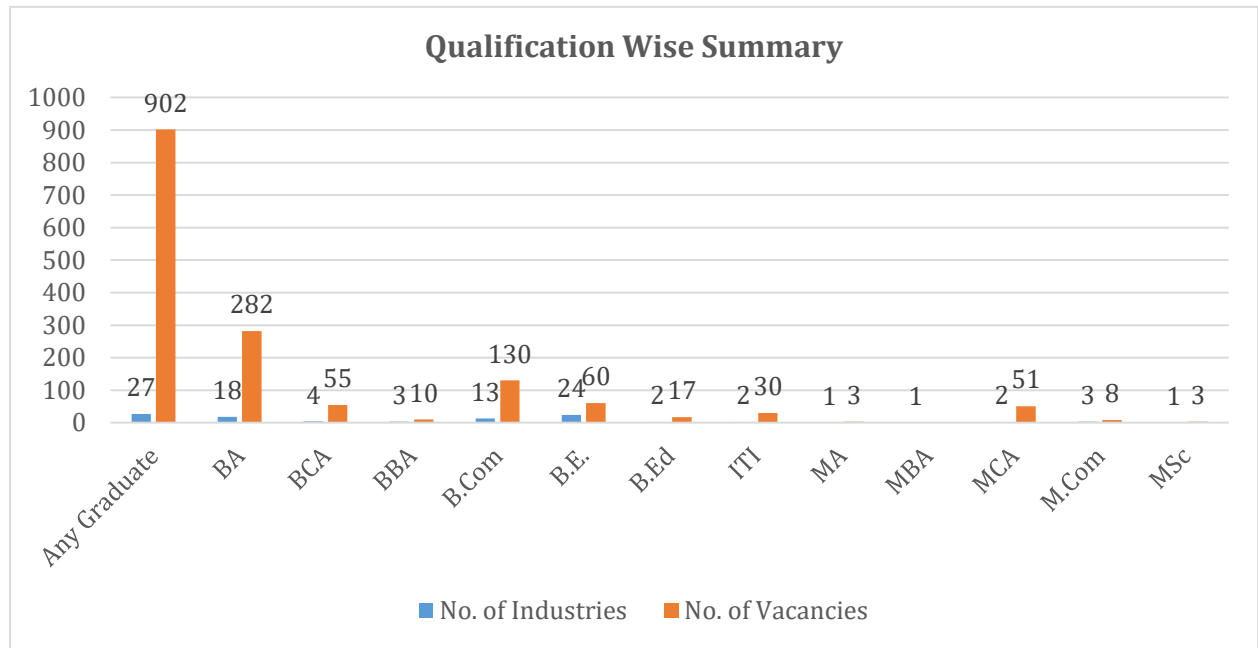
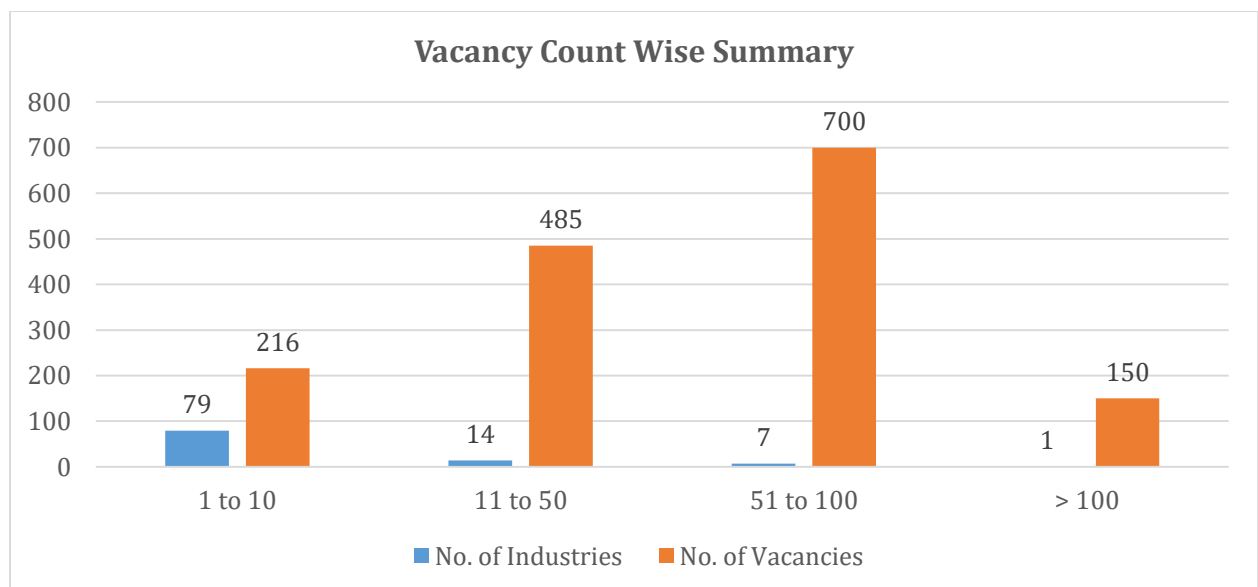


Figure 3: Qualification wise statistics

Vacancy Count Wise Statistics

22 industries have registered whose requirement was greater than 10. There were 7 industries having vacancies between 51 to 100. Ziphire company was the biggest stack holder of the fair with 150 vacancies.



POST PLACEMENT SUMMARY

Institute Wise Industry Statistics

We have registered 77 industries during registration phase and out of 66 industries have given their consent to be part of placement fair. But few industries have urgent requirements and could not wait for the placement fair, they have hired employees. Some industries could not become the part of placement fair due to their key persons have been affected by COVID-19. And some industries have preferred offline mode for aptitude test, programming test, group discussion and face to face interviews.

Hence, finally 31 industries have turned up and participated in the placement camp. The institute wise industry count is shown in the Table III.

TABLE – III: Institute wise present industry summary

Sr.	Institute Name	AISHE Code	No. of industries present on behalf of institute
1.	Government Engineering College, Modasa	C-108	10
2.	Government Arts College, Bayad	C-45121	2
3.	Adivasi Arts & Commerce College, Bhiloda	C-6627	1
4.	Sir P.T. Science College, Modasa	C-6635	0
5.	Shri H S Shah College Of Commerce, Modasa	C-6644	3
6.	Government B.Ed College, Meghraj	C-6695	2
7.	Arts College Shamlaji, Shamlaji	C-6706	2
8.	Shri S.K Shah & Shri Krishna O M Arts College	C-6708	0
9.	Arts & Commerce College, Dhansura	C-6778	3
10.	Shree N S Patel Law College, Modasa	C-6780	0
11.	B D Shah College Of Education, Modasa	C-6888	1
12.	Government Arts And Commerce College, Meghraj	C-6890	7
TOTAL			31

Institute Wise Student Statistics

By 12 colleges, more than 3550 students have been registered on the portal. Out of which 352 students have been present in the placement camp. Few on spot registrations are also done to allow the students turning up the last moment. Institute wise detail summary of registered, present, interviewed and selected students is shown in Table - IV.

TABLE – IV: Institute wise registered, present, interviewed and selected students

Sr.	Institute Name	Registered Students	Present Students	Interviewed Students	Selected Students
1	Government Engg. College, Modasa	480 (8)	142	182	27
2	Government Arts College, Bayad	121 (0)	17	25	18
3	Adivasi Arts & Commerce College, Bhiloda	84 (0)	1	1	0
4	Sir P.T. Science College, Modasa	383 (0)	25	24	3
5	Shri H S Shah College Of Commerce, Modasa	347 (0)	32	39	13
6	Government B.Ed College, Meghraj	39 (0)	25	30	9
7	Arts College Shamlaji, Shamlaji	691 (0)	1	1	0
8	Shri S.K Shah & Shri Krishna O M Arts College	713(0)	1	2	1
9	Arts & Commerce College, Dhansura	31 (0)	15	25	1
10	Shree N S Patel Law College, Modasa	16 (0)	0	0	0
11	B D Shah College Of Education, Modasa	52 (0)	11	13	3
12	Government Arts And Commerce College, Meghraj	632(1)	82	132	25
TOTAL		3589 (9)	352	474	100

* The number in parenthesis in present student's column indicates the number of spot registration

Industry Wise Placement Statistics

Industry have selected students based on different criteria like written test, aptitude test, communication skill, technical knowledge, marketing skill etc. The summary of interviewed and selected students per industry is depicted in Table – V.

TABLE – V: Industry wise interviewed and selected students

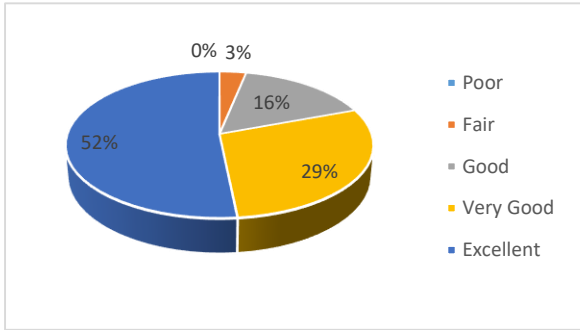
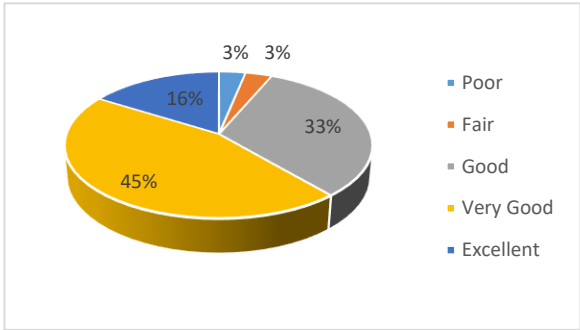
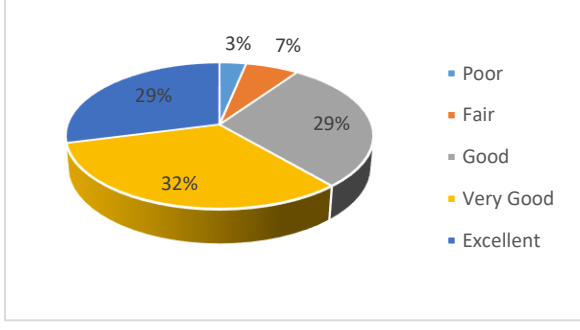
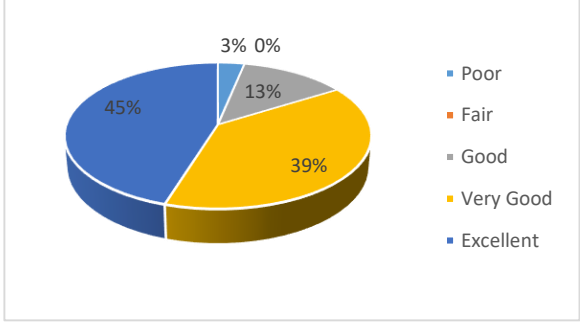
Sr.	Industry Id	Industry Name	Interviewed Students	Selected Students
1	Z2-N4-I3821	ZippHire	98	26
2	Z2-N4-I358	Gurukul Management ltd.	18	15
3	Z2-N4-I3651	LIC OF INDIA , MODASA	37	10
4	Z2-N4-I4715	Shine Infosoft	33	10
5	Z2-N4-I894	LIFE INSURANCE CORPORATION	7	7
6	Z2-N4-I890	SUBHARAMBH CAREER ACADEMY	5	5
7	Z2-N4-I357	Shivshakti bio. Technologies ltd.	3	3
8	Z2-N4-I892	PATEL PRINTING PRESS	13	3
9	Z2-N4-I893	SUNRISE COMPUTER EDUCATION	15	3
10	Z2-N4-I3822	Shree Hari Infotech	22	3
11	Z2-N4-I415	Iden International School	14	2
12	Z2-N4-I416	Uma Vidyalaya	7	2
13	Z2-N4-I889	MIHIR BOOKS STORE	11	2
14	Z2-N4-I891	PATEL GOLD LOAN	15	2
15	Z2-N4-I1501	Beyondata	7	2
16	Z2-N4-I692	Shreeji Pin Industries	6	1
17	Z2-N4-I698	Alp Non Wovens Pvt. Ltd.	6	1
18	Z2-N4-I699	Omega Electronical	4	1
19	Z2-N4-I1510	Pavan Auto Agency, Hero Motocor	6	1
20	Z2-N4-I3922	CHANKYA VISHAV VIDHYALAY MODASA	9	1
21	Z2-N4-I235	NUPUR DRESSIS	11	0
22	Z2-N4-I897	HDFC ERGO HEALTH INSURANCE	36	0
23	Z2-N4-I1508	V Tech Makers, Near G.E.B, Butal	11	0
24	Z2-N4-I1511	Omega Electricals, 63/64, G.I.D.C. Estate, Modasa	5	0
25	Z2-N4-I1515	Translink Infrastructure Consultant (Pvt) Ltd	24	0
26	Z2-N4-I1517	Arcedges	16	0
27	Z2-N4-I1519	DESGIN BROOK	16	0
28	Z2-N4-I2482	Rural shores buisness cervice pvt.ltd.	1	0
29	Z2-N4-I3794	Pruthvi Agro Industries	4	0
30	Z2-N4-I3798	Gopal Snacks Pvt Ld	11	0
31	Z2-N4-I3801	V-TEK MAKERS	3	0
TOTAL			474	100

Industry Feedback

Feedbacks are very essential for any system. It gives real picture of the system in others perception. Critical inputs of the industry would definitely help us to improve next time. So as per the directives of GoG, we have collected and uploaded feedbacks of each present industry on the portal.

Feedback from various perspectives from industries is shown in Table - VI:

TABLE – VI: Feedback from industries from various aspects

	
Support From Institute	Technical Knowledge of Students
	
General Ability of Students	Overall Rating of Entire Event

Salary Wise Analysis

The maximum, minimum and average salary offered by the industries are shown in following Table - VII. The salary is in lacs per annum (LPA) in INR.



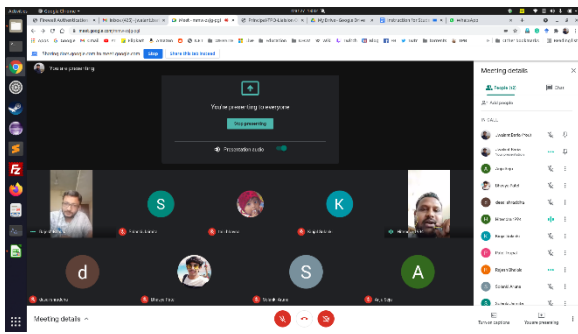
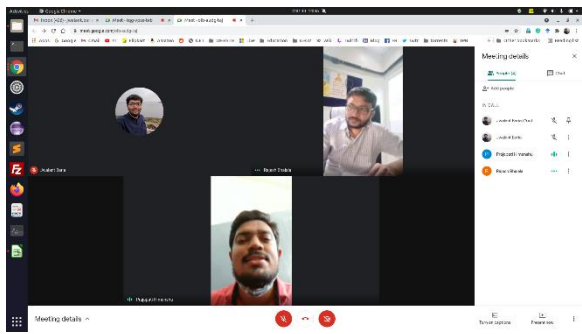
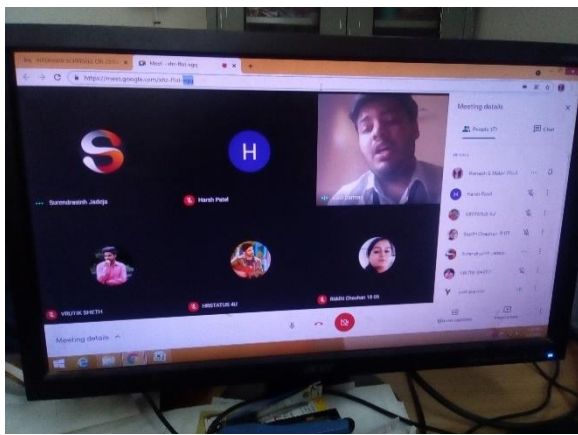
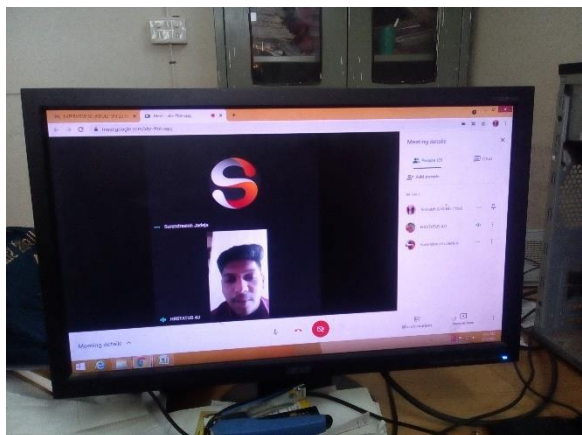
TABLE – VII: Salary Analysis

Minimum Salary	Maximum Salary	Average Salary
0.84 LPA	2.16 LPA	1.31 LPA

Screen shots of Interview Process

Screenshots of the interview process of few of the companies are shown in Table - VIII.

TABLE – VIII: Feedback from industries from various aspects

	
<p><i>LIC, Modasa (Government Arts College, Bayad)</i></p>	<p><i>LIC, Modasa (Government Arts College, Bayad)</i></p>
	
<p><i>ZipHire (Government Engineering College, Modasa)</i></p>	<p><i>ZipHire (Government Engineering College, Modasa)</i></p>
	
<p><i>Arcedges (Government Engineering College, Modasa)</i></p>	<p><i>Arcedges (Government Engineering College, Modasa)</i></p>